



**Back to the magic of acrobats.  
Looking up, immersed in the  
darkness gazing at their infinite  
vaults. They draw circles and  
luminous pirouettes in the air, as  
shapes that naturally and  
effortlessly combine together.**

This collection recalls that magic movement with its slender thread-like structures in brushed brass, which change shape to create infinite geometric compositions.

Each capsule is crafted with a lathe using a very refined technique. It conceals light guides used in the automotive sector that make it possible to connect the LEDs contained in the ends of the capsule, conducting the light along the entire length. The light effect is clean, refined, and soft.



A single orbit in a vertical movement. Brass stems and two ribbed borosilicate transparent glass elongated capsules that project continuous light.

**MATERIALS**

TRANSPARENT BOROSILICATE GLASS AND  
HAND-FINISHED BRASS.

---

**FINISHES**

---

**BRUSHED BRASS**

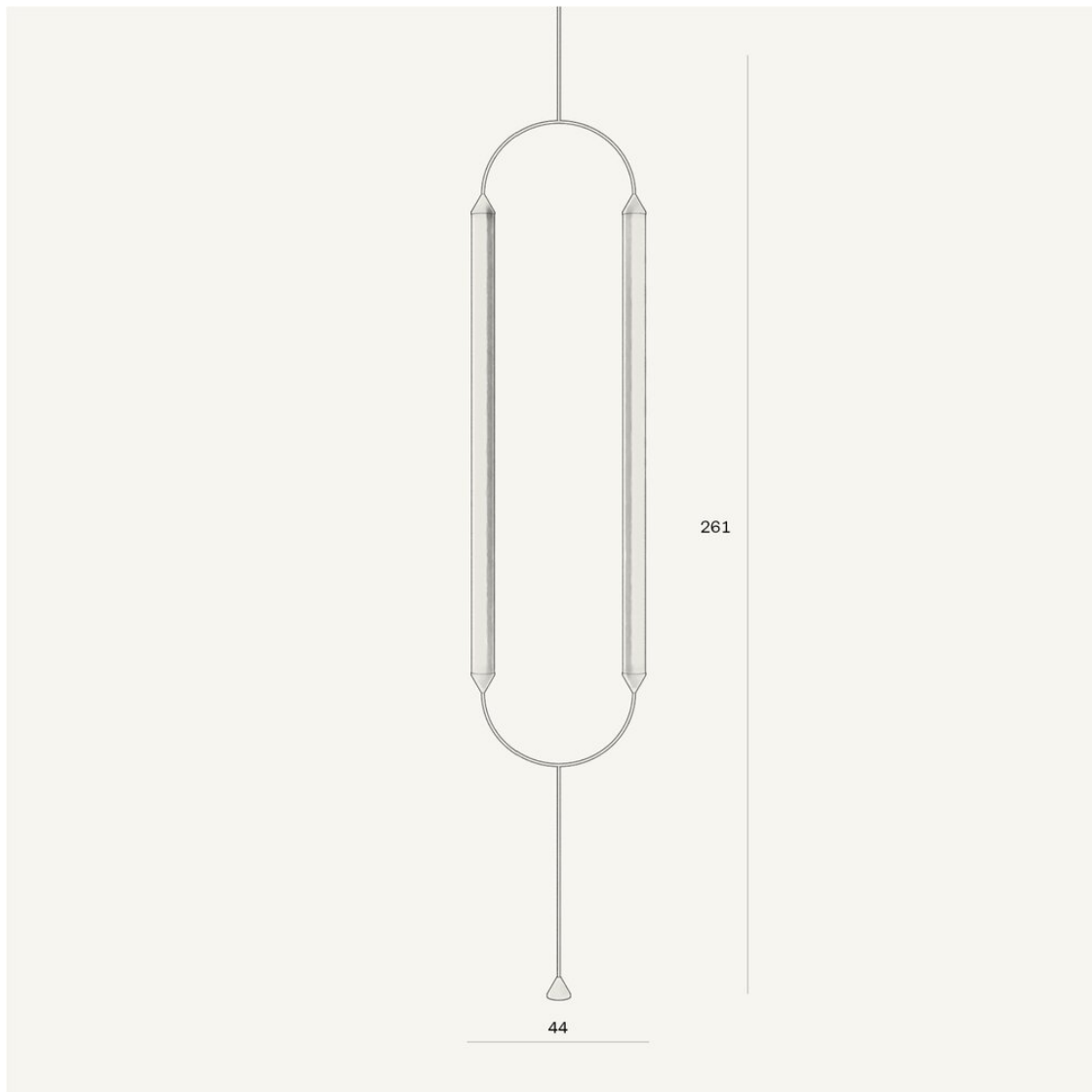
---

**BRUSHED BRONZE**

---

**BLACKENED BRASS**

## CIRQUE FLOOR-TO-CEILING ELLIPSE VERTICAL 120

CE IP20 UK  
CA

## DIMENSIONS

W44 X D6 X H261CM

## DIMMABLE

YES

## LIGHT SOURCE

(INCLUDED)

2 PROPRIETARY CIRQUE  
LEDS. 9W, 800 LUMENS,  
2700K WARM WHITE.  
CRI>95.

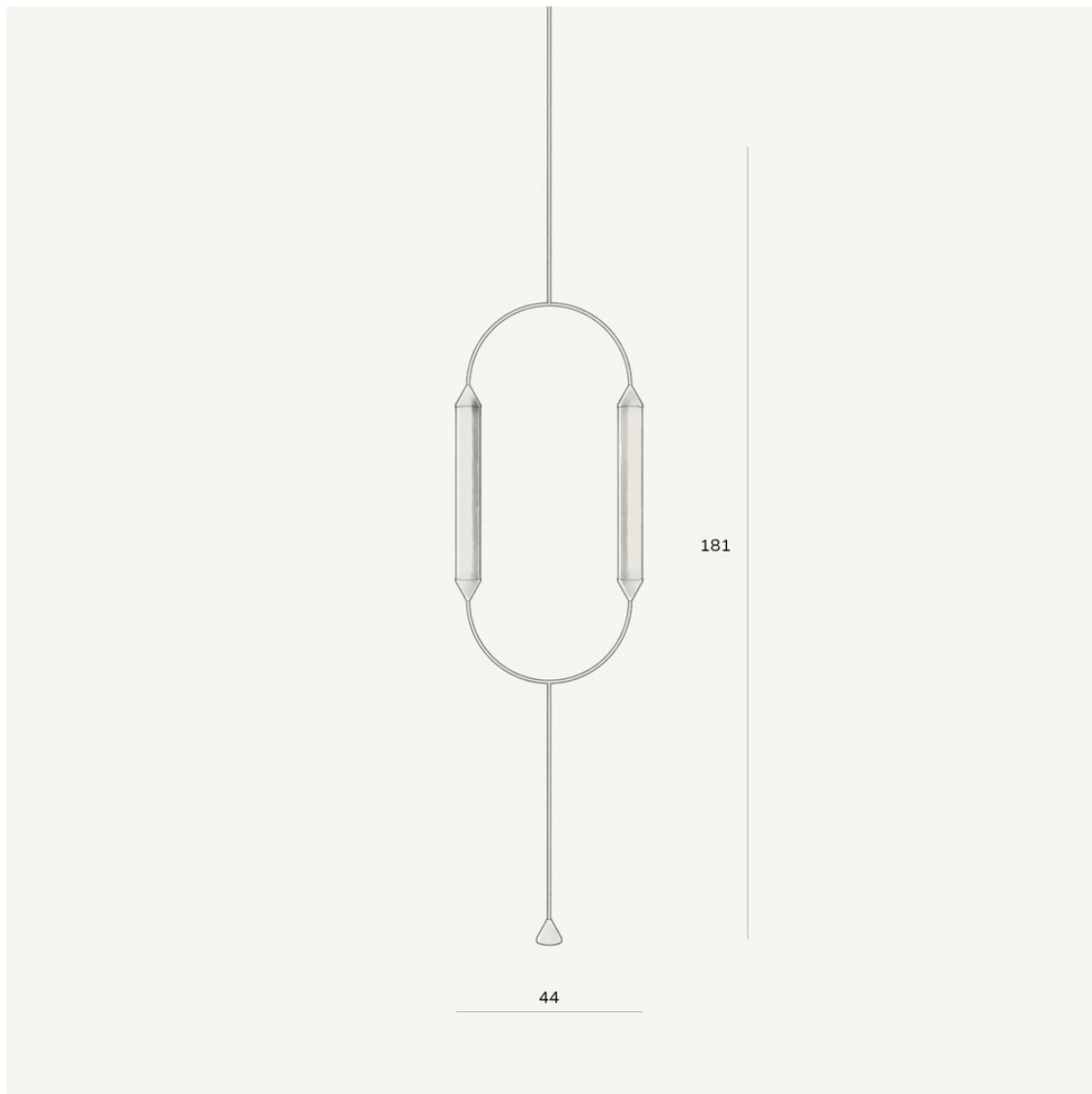
## LEAD TIME

5-8 WORKING WEEKS

Our lighting creations are made to order for our customers. For Bespoke, variations, custom pricing or information, please get in touch with us.

[www.giopatocoombes.com/contact](http://www.giopatocoombes.com/contact)

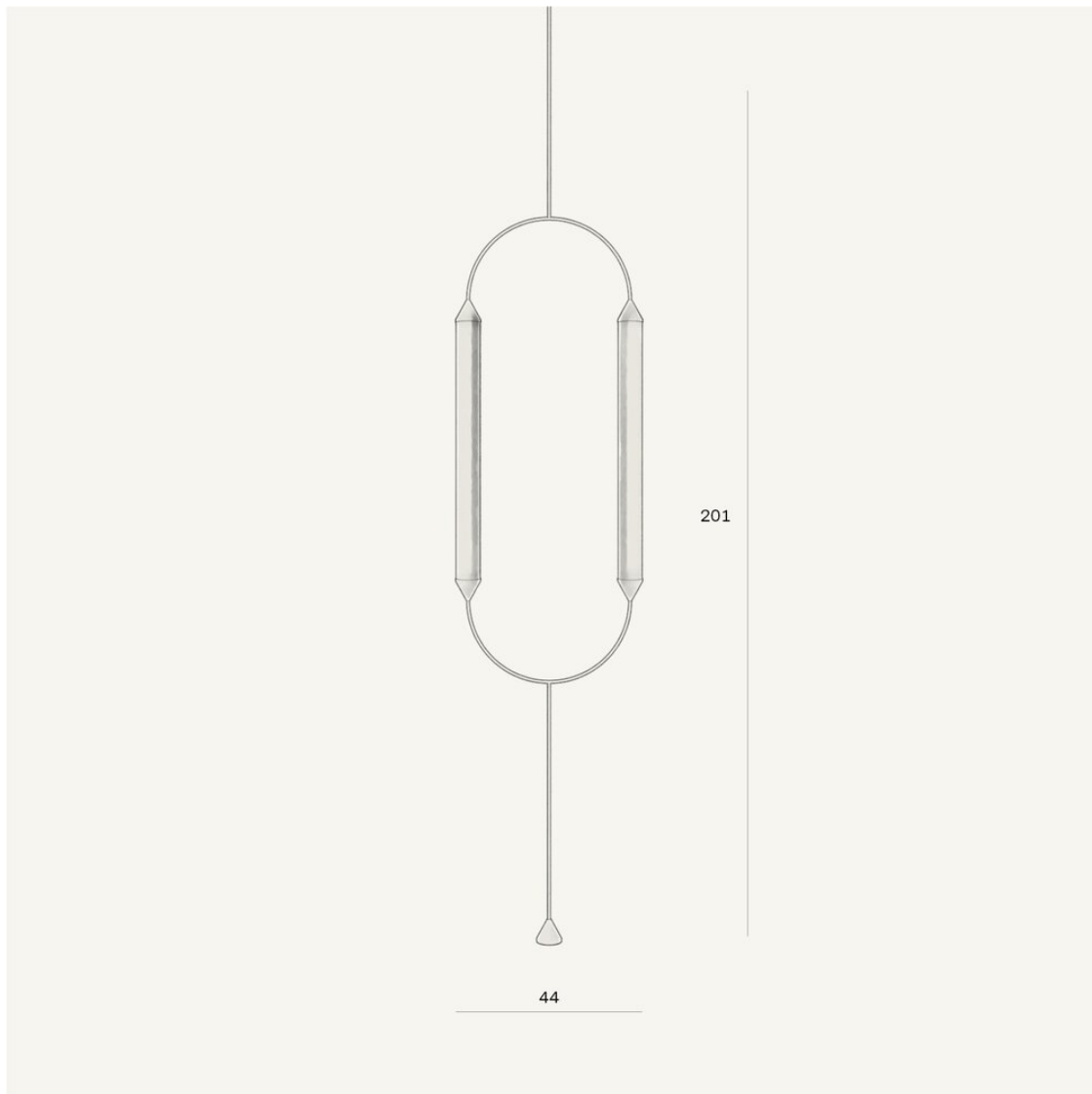
## CIRQUE FLOOR-TO-CEILING ELLIPSE VERTICAL 40

CE IP20 UK  
CADIMENSIONS  
W44 X D6 X H181CMDIMMABLE  
YESLIGHT SOURCE  
(INCLUDED)  
2 PROPRIETARY CIRQUE  
LEDS. 9W, 800 LUMENS,  
2700K WARM WHITE.  
CRI>95.LEAD TIME  
5-8 WORKING WEEKS

Our lighting creations are made to order for our customers. For Bespoke, variations, custom pricing or information, please get in touch with us.

[www.giopatocoombes.com/contact](http://www.giopatocoombes.com/contact)

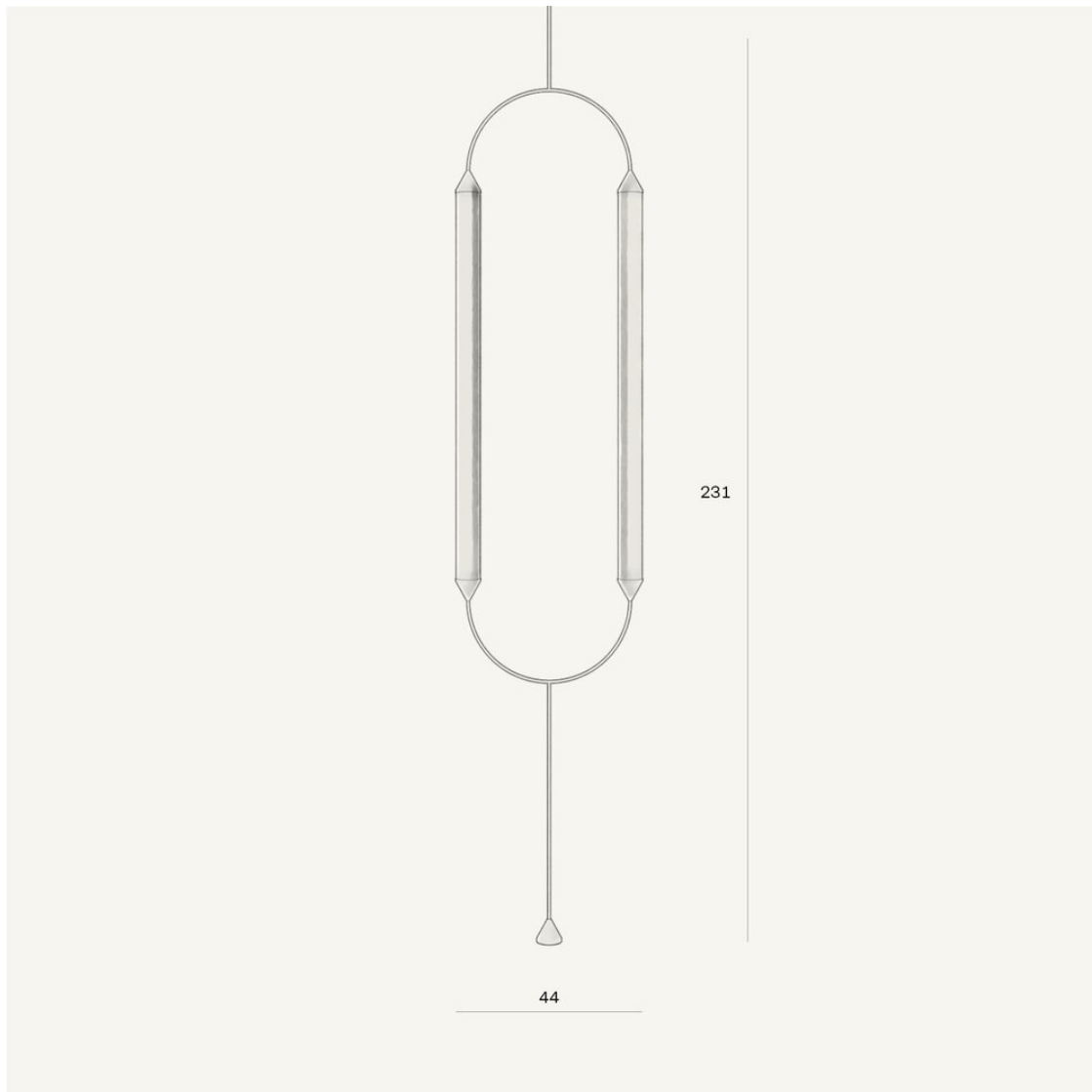
## CIRQUE FLOOR-TO-CEILING ELLIPSE VERTICAL 60

CE IP20 UK  
CADIMENSIONS  
W44 X D6 X H201CMDIMMABLE  
YESLIGHT SOURCE  
(INCLUDED)  
2 PROPRIETARY CIRQUE  
LEDS. 9W, 800 LUMENS,  
2700K WARM WHITE.  
CRI>95.LEAD TIME  
5-8 WORKING WEEKS

Our lighting creations are made to order for our customers. For Bespoke, variations, custom pricing or information, please get in touch with us.

[www.giopatocoombes.com/contact](http://www.giopatocoombes.com/contact)

## CIRQUE FLOOR-TO-CEILING ELLIPSE VERTICAL 90

CE IP20 UK  
CA

## DIMENSIONS

W44 X D6 X H231CM

## DIMMABLE

YES

## LIGHT SOURCE

(INCLUDED)

2 PROPRIETARY CIRQUE  
LEDS. 9W, 800 LUMENS,  
2700K WARM WHITE.  
CRI>95.

## LEAD TIME

5-8 WORKING WEEKS

Our lighting creations are made to order for our customers. For Bespoke, variations, custom pricing or information, please get in touch with us.

[www.giopatocoombes.com/contact](http://www.giopatocoombes.com/contact)

# GIOPATO & COOMBES

For all enquiries, please contact our team at  
[www.giopatocoombes.com/contact](http://www.giopatocoombes.com/contact)